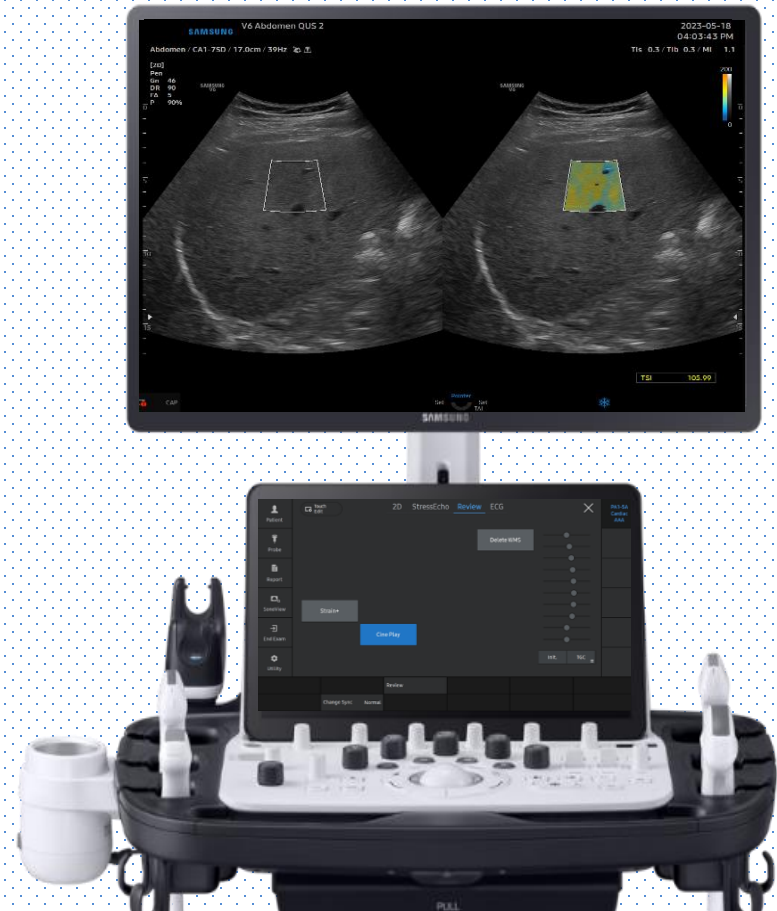


TSI™

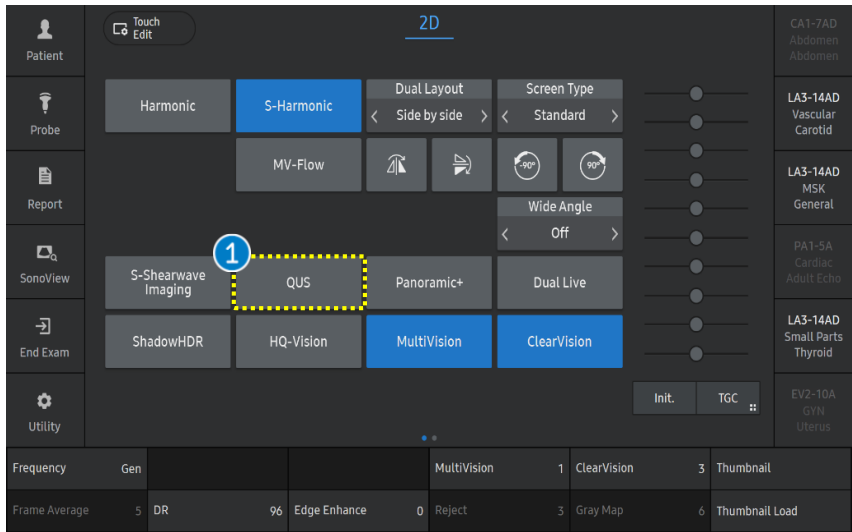
(Tissue Scatter distribution Imaging)

V series Quick Guide

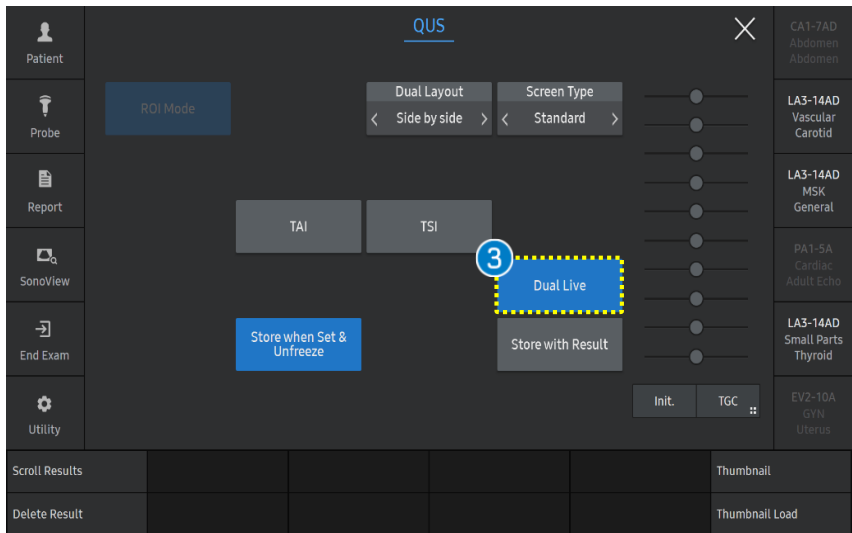


TSI™

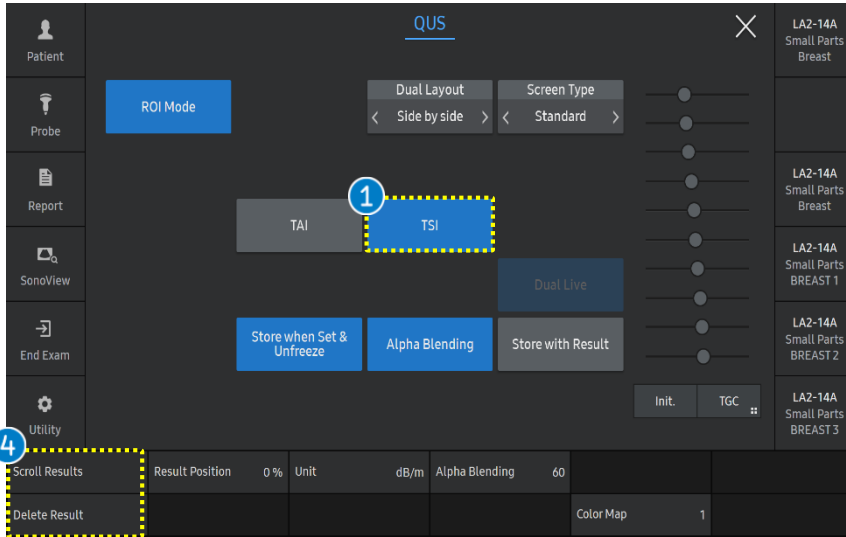
1. Start QUS



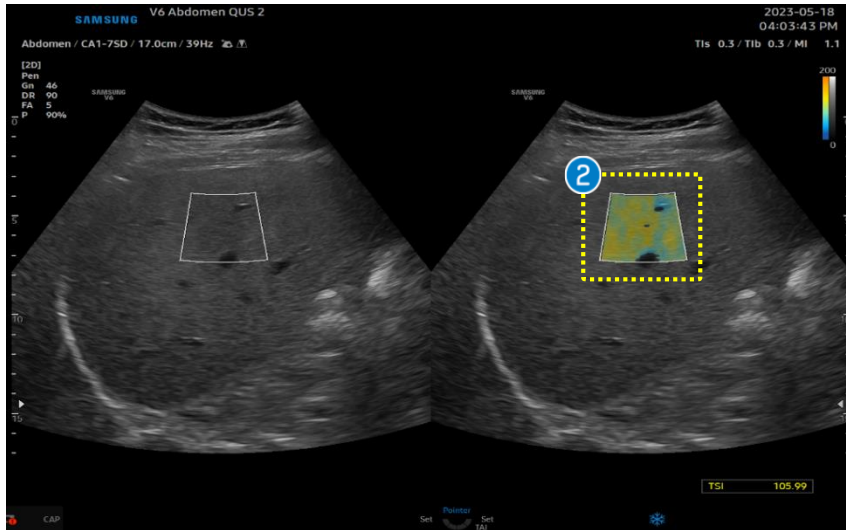
- | | |
|-------------|---|
| 1 QUS | Tap the [QUS] on the touch screen to start. |
| 2 Scan | Acquire liver parenchyma without vessel and reverberation artifact.
B-mode image is placed in the right lobe of the liver at the intercostal space while the patient hold his or her breath. |
| 3 Dual Live | You can select the [Dual Live] depends on your preference. |



2. Activate TSI™



1 TSI	Activate the [TSI] function.
2 ROI Position	The ROI box is placed in a relatively homogenous region of the right lobe of the liver at least 2cm below the liver capsule, while avoiding areas with focal fat sparing or deposition and large vessels.
3 Set	Press the [Set] button on the control panel to confirm the result, the result value is displayed on the screen.
4 Scroll Results / Delete Result	Scroll the results and delete the specific result which is selected.

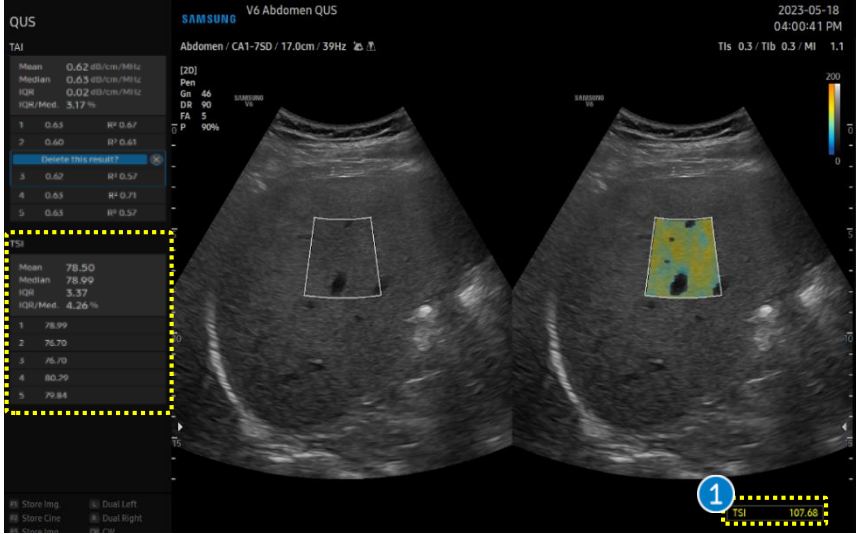


★Tips

Available to change the unit 'dB/m', 'dB/cm/MHz'.

TSI™

3. The result of TSI™



- 1 Result
TSI™ provides quantitative measurement of scattering coefficients of tissues.
- 2 Report
Select the [Report] button on the touch screen and the result value is saved on the report.
You can check the mean and median value of consecutive measurements.

2

TSI		Mean 76.73	Median 76.68
		IQR 0.61	IQR/Med. 0.80
ROI	Value		
1	76.68		
2	77.36		
3	76.73		
4	76.43		
5	76.44		

- The features, options may not be commercially available in some countries.
- Sales and shipments are effective only after the approval by the regulatory affairs. Please contact your local sales representative for further details.
- This Quick guide does not include all of the details of instruction, for more detail, please refer to V series User Manual.
- Do not distribute this document to customers unless relevant regulatory and legal affairs officers approve such distribution.
- This User Quick Guide is based on V series V1.05.
- Disclaimer: Some Images in this content were obtained from other system.

SAMSUNG MEDISON CO., LTD.

© 2024 Samsung Medison All Rights Reserved.

Samsung Medison reserves the right to modify the design, packaging, specifications, and features shown herein, without prior notice or obligation.