

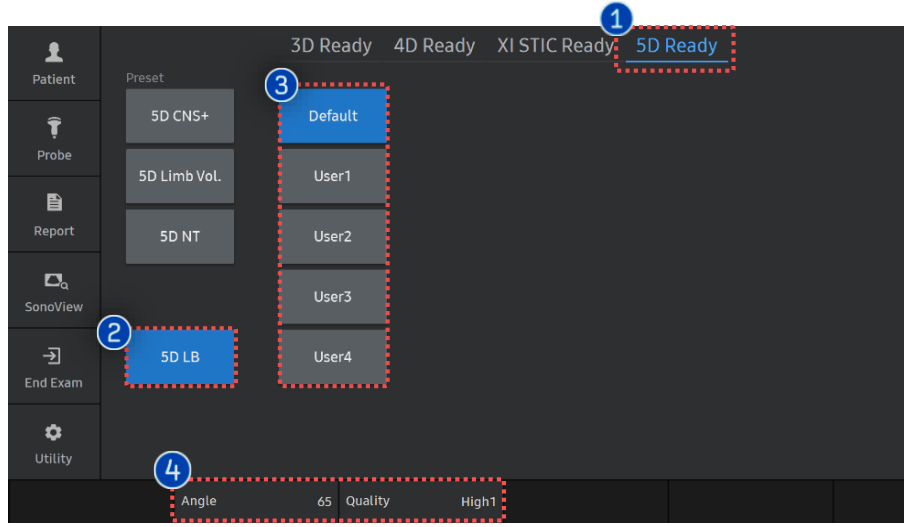
5D LB™

V Series Quick Guide

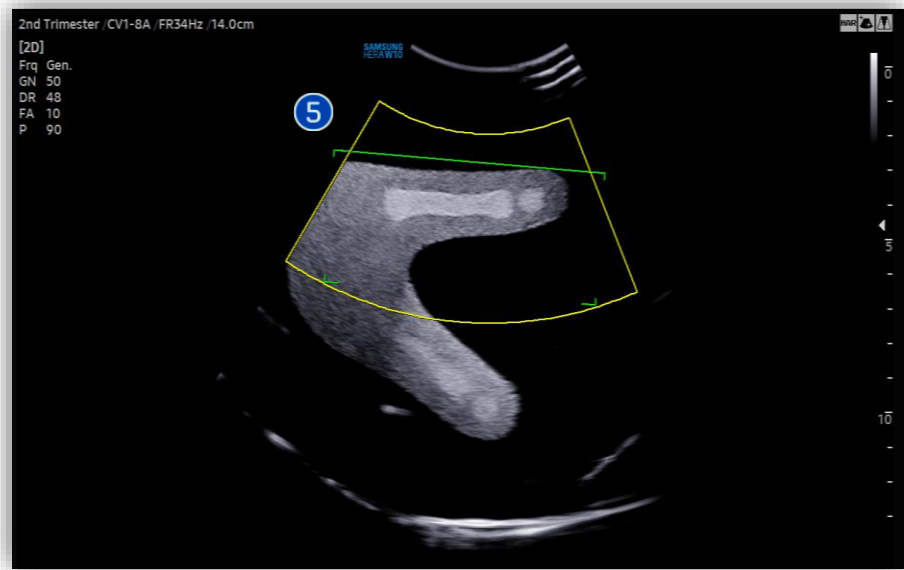


5D LB™

1. Activate 5D LB™ (Before 3D Acquisition)

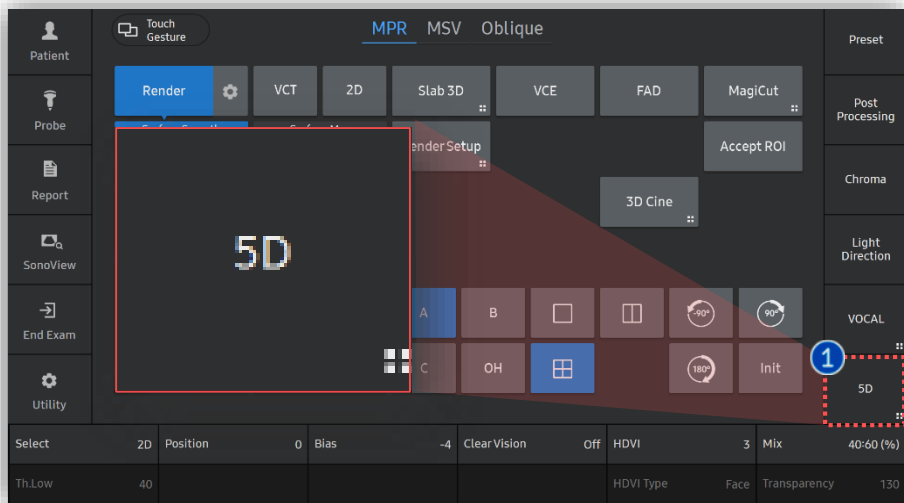


1 5D Button	Press 5D ready button on the touch panel.
2 LB(Long Bone)	Tap [5D LB] to activate 5D LB™.
3 Preset	Select preferred preset between default and users. Each 5D feature could have own preset parameters.
4 Parameters	3D scan angle and quality are customizable.
5 Volume acquisition	Find long bone structures such as femur, tibia, fibular, humerus, radius and ulna.



5D LB™

2. Activate 5D LB™ (After 3D Acquisition)

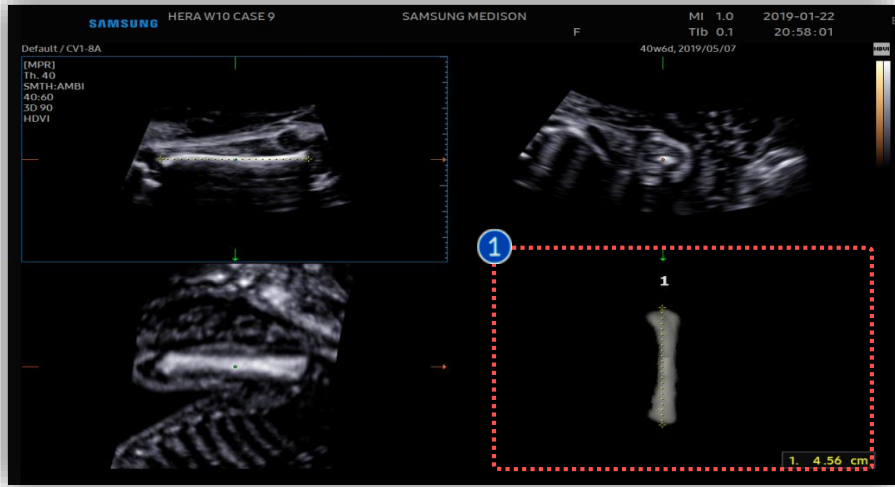


1 5D	Tab to activate 5D features.
2 5D LB	Tab to activate [5D LB].

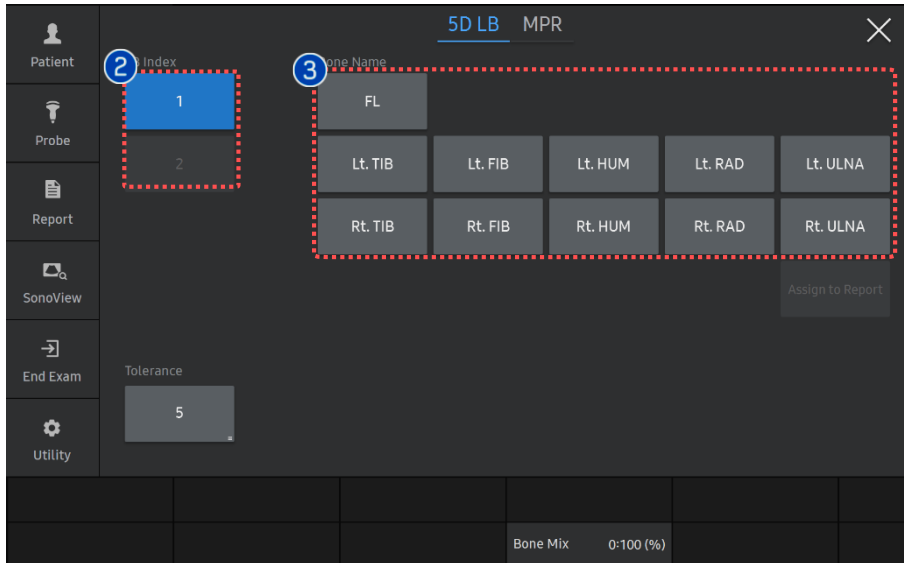


5D LB™

3. Result and assign the name



<p>① Result Image</p>	<p>After selecting [Long Bone], bone structure will be automatically detected as a 3D rendered image and bone length will be displayed at the bottom.</p>
<p>② LB Index</p>	<p>It provides the geometry for identifying tibia and/or fibula (multiple selection is available)</p>
<p>③ Bone Name</p>	<p>After selecting the [LB Index], specify the long bone type.</p>



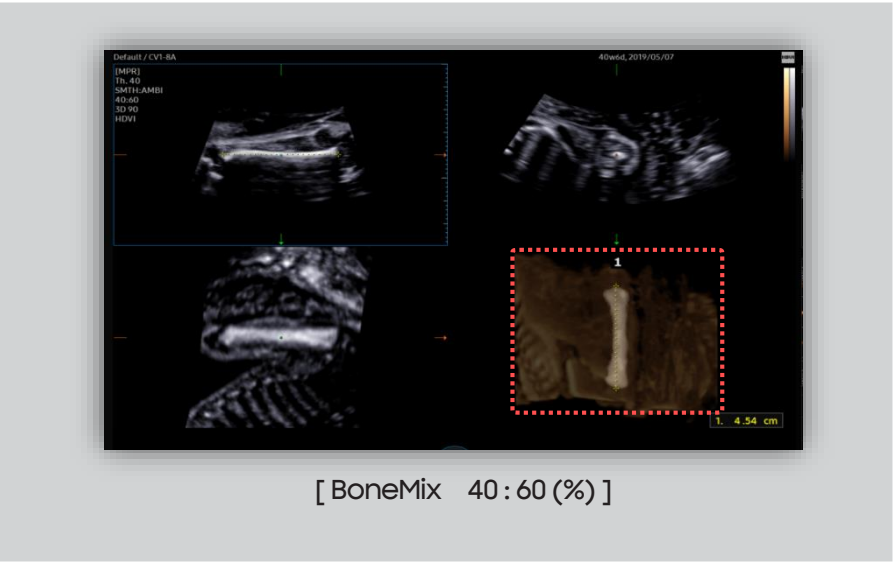
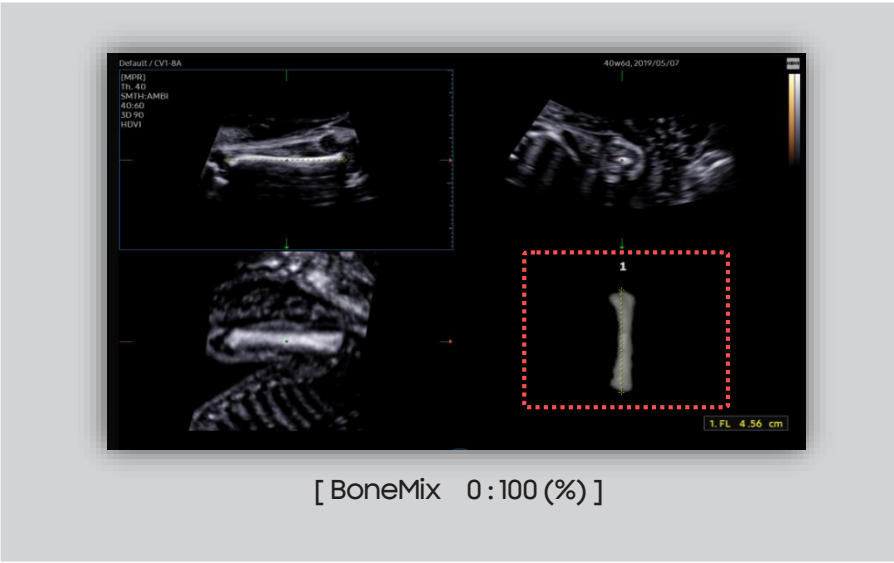
★Tips
Through 3D rendered long bone image, overall morphological information will be provided.

5D LB™

4. Adjust 5D LB™ Parameters



- 1 **Tolerance** You can adjust the tolerance of Long Bone.
- 2 **Bone Mix** Adjust the transparency of surrounding objects except bones.
- 3 **Assign to Report** The measured 5D LB™ values are saved in the report.



- The features, options may not be commercially available in some countries.
- Sales and shipments are effective only after the approval by the regulatory affairs. Please contact your local sales representative for further details.
- This Quick guide does not include all of the details of instruction, for more detail, please refer to V series User Manual.
- Do not distribute this document to customers unless relevant regulatory and legal affairs officers approve such distribution.
- This User Quick Guide is based on V series V1.05.
- Disclaimer: Some Images in this content were obtained from other system.

SAMSUNG MEDISON CO., LTD.

© 2024 Samsung Medison All Rights Reserved.

Samsung Medison reserves the right to modify the design, packaging, specifications, and features shown herein, without prior notice or obligation.